

# BladeCASSETTE

3in 1 | Blade Remover

**Work Safe  
Today,  
Play Safe  
Tomorrow**



[www.qlicksmart.com](http://www.qlicksmart.com)

 **QLICKSMART**<sup>®</sup>  
... and be safe


# The forgotten sharps injury

Scalpel injuries are up to 6 times more likely to occur than needlestick injuries. They are particularly common in surgical settings. Regrettably, healthcare organisations and personnel have underestimated the likelihood of these injuries.

Scalpel cuts can result in infections, blood-borne diseases and psychological distress. Serious injuries could require microsurgery to repair a digital artery, nerve and/or tendon.

Many such scalpel injuries can easily be prevented using Qlicksmart's **BladeCASSETTE**, the world's pioneering single-handed blade remover.

## The world's pioneering single-handed blade remover



With a stable and compact construction, the BladeCASSETTE is an ideal size for the sterile field.




BladeCASSETTE is simple to use with a quick "push, click, and pull" action to remove and contain used scalpel blades.



This easy-to-use solution provides a lower cost alternative to safety scalpels, and allows all scalpel blade users to maintain their preferences for the standard metal handles.



Used together with a hands-free passing technique, BladeCASSETTE can prevent up to 5 times more injuries than a safety scalpel.



BladeCASSETTE can hold up to 3 used surgical blades, and allows for an accurate count and efficient disposal.



It has already been embraced by health-care workers around the world for its unique dual function, cost-saving, and ease of inclusion into custom procedure packs.



# Specifications

Colour versions	Red - USA Yellow - International	
Product Code	QSSVCAS-3	
GMDN Code	46236	
Blade Capacity	3 blades - Each set of BladeCASSETTE contains 3 blade remover cartridges. One cartridge holds 1 blade.	
Compatible Blades & Handles*	Handles: #3, 3L, 4, 4L, 5, 7, 9, Baron, Lawton long handle, cylindrical handle Blades: #10, 10a, 11, 11P, 12, 14, 15, 15a, 15c, 16, 19, 20, 21, 22, 22a, 23, 24, 25, 25a, 27, 36, 6, 9, E11, Sabre D/15.	
Incompatible Blades & Handles	Beaver handle, Disposable handles	
Size (per unit)	Folded: Length 11cm Width 5.7cm Thickness 0.9cm	Standing: Length 7.3cm Width 5.7cm Height 10cm
Weight (per unit)	< 50g	

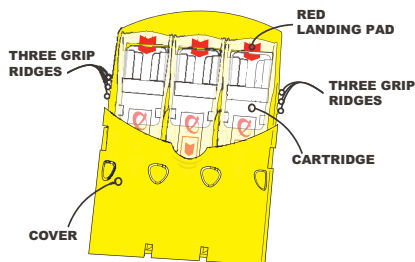
\* Most brands work with Qlicksmart BladeCASSETTE

Material	Polypropylene (PP)
Latex	No
DEHP	No
Sterile	Yes
Sterilization Method	Gamma radiation
Re-usable	No. Each unit removes up to 3 blades before disposal
Disposal method	After the blade count has been performed, the whole BladeCASSETTE set is disposed of as medical waste in a sharps container.
Regulatory Approvals	Australia - Listed under TGA ARTG No: 134623 USA - FDA listed Europe - Class I Sterile medical device under Council Directive 93/42/EEC and CE marked

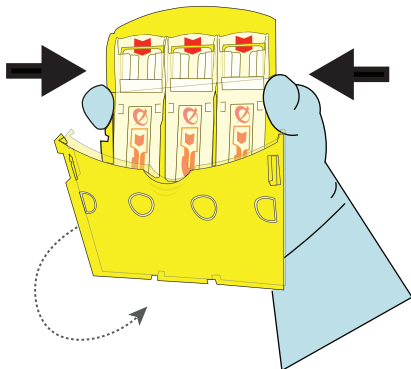
BCBI60510A4

## How to use BladeCASSETTE

### PREPARE USING TWO HANDS:



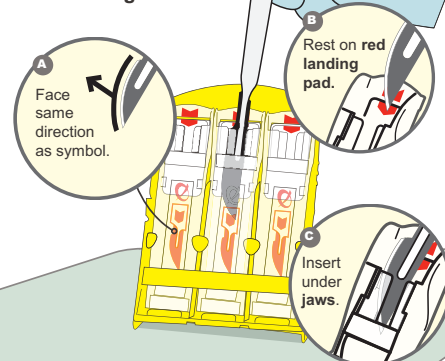
1. Squeeze the grip ridges on the side of the BladeCASSETTE to release the cover.



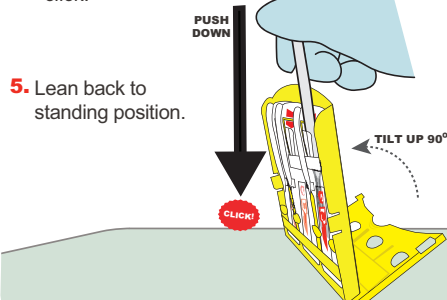
2. Fold back the cover until you hear a click to lock in place, and place the BladeCASSETTE on drape.

### ACTIVATE SINGLE HANDED:

3. Using one hand, slide tip of scalpel in cartridge.

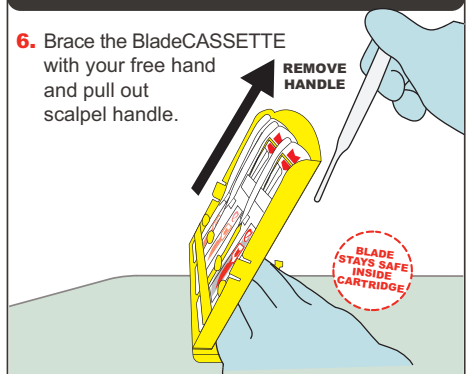


4. TILT BladeCASSETTE UP to 90°, then push down on scalpel handle until you hear a click.

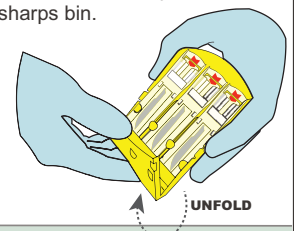


5. Lean back to standing position.

### SAFE TO USE TWO HANDS:



6. Brace the BladeCASSETTE with your free hand and pull out scalpel handle.
7. If necessary, repeat the same procedure to fill the remaining cartridges.
8. Unfold the cover back to closed position.
9. The scalpel blades can now be easily counted, and the BladeCASSETTE is ready for disposal in sharps bin.

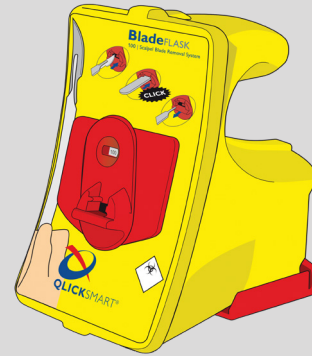


# Other Qlicksmart Products

BladeFlask EVO  
Scalpel Blade Remover



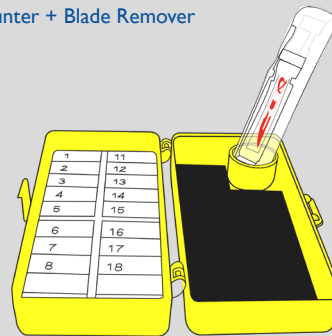
BladeFLASK Scalpel Blade Remover



SnapIT and SnapIT Lite Ampoule Openers



BladeNeedleSYSTEM Sterile 2-in-1  
Needle Counter + Blade Remover



CheckCLIP Medication Identification



# About Qlicksmart

Qlicksmart Pty Ltd is committed to making healthcare professional's lives easier and safer, so that they can focus on patient care. Established in 1999 by two Australian physicians to combat scalpel cuts in hospitals, our award-winning safety devices are now being used in over 50 countries worldwide. Qlicksmart works with innovators from the healthcare sector to deliver solutions which target the overlooked concerns of nurses, surgeons, and healthcare facilities. To learn more about Qlicksmart's safety devices, please visit [www.qlicksmart.com](http://www.qlicksmart.com) or ask your distributor for a demonstration today.

## Qlicksmart Pty Ltd.



Level 1, 148 Boundary Street  
West End, Brisbane  
QLD, Australia 4101



+61 7 3844 1182



hello@qlicksmart.com  
www.qlicksmart.com



Search "qlicksmart"  
and stay connected



Scan the QR  
Code to learn  
more about the  
BladeCASSETTE



Distributed by: