

# SnapIT

Multi-Use | Ampoule Opener

Designed  
to protect  
you from  
cuts when  
opening  
ampoules



[www.qlicksmart.com](http://www.qlicksmart.com)

 **QLICKSMART**<sup>®</sup>  
... and be safe

# The underestimated cut from glass ampoule

One in three nurses has experienced a cut when opening a glass ampoule by hand. Regrettably, healthcare facilities and personnel can underestimate the likelihood of these injuries.

Cuts from glass ampoules can happen to anyone, including you, no matter how experienced you are in opening ampoules. Even a minor ampoule cut can restrict your clinical activities. More serious injuries such as tendon lacerations have been reported.

**Quicksmart's SnapIT** ampoule openers were invented by an Australian registered nurse who had experienced multiple injuries from ampoules, and wanted to find a safe solution.

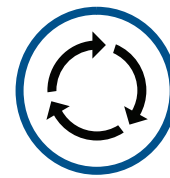
## The award-winning ampoule opener



SnapIT is designed to protect users from injury when an ampoule exposes a sharp edge or shatters while being opened.



SnapIT is simple to use with a quick "insert and snap" action.



As a reusable device, SnapIT is cost-effective and limits waste.

### Lite Edition



- SnapIT Lite is perfect for hanging on a lanyard or carrying in a pocket for easy, on-the-go use.
- The ampoule opener is made from a lightweight plastic and available in multiple colours.
- A hexagonal anti-roll collar ensures the SnapIT Lite ampoule opener remains stable when placed on a table or trolley.

### Personal Edition



- Made from anodised aluminum with two colour choices.
- The SnapIT Personal edition is perfect for hanging on a lanyard or carrying in a pocket for easy, on-the-go use.
- Autoclavable up to 130° C

### Trolley Edition



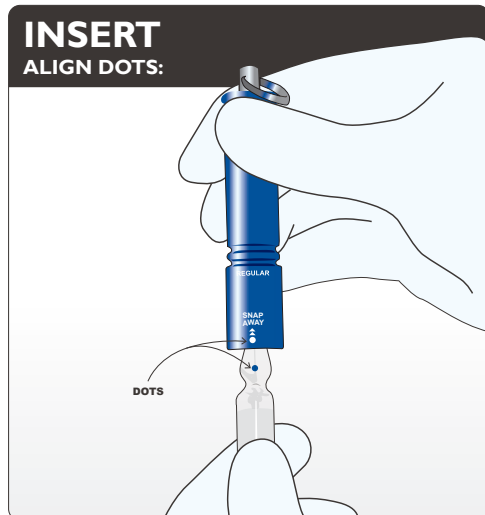
- Made from anodised aluminum.
- The Trolley edition's flat side ensures the SnapIT Trolley ampoule opener remains stable when placed on a table or trolley.
- Autoclavable up to 130° C

# Specifications

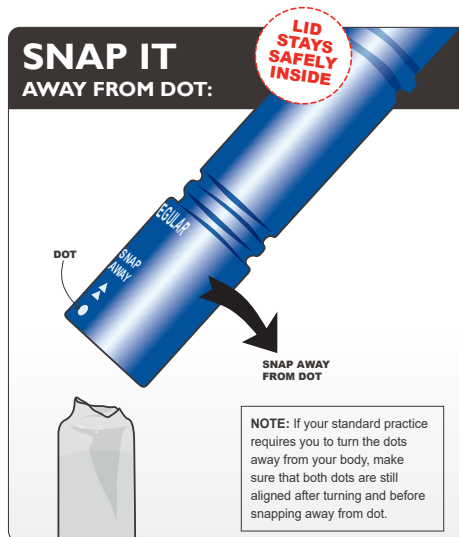
Product edition	Personal	Trolley			Lite	
Product code	SN-01R	TE-01R	TE-01L	TE-01XL	SN-02R	SN-02L
Product size	Regular	Regular	Large	Extra Large	Regular	Large
Compatible ampoule sizes*	1-2ml, 5-10ml, 10-15ml	1-2ml, 5-10ml, 10-15ml	5-10ml, 10-15ml, 20-25ml	20-25ml, 25-30ml	1-2ml, 5-10ml, 10-15ml	5-10ml, 10-15ml, 20-25ml
Size per unit	Length.: 80mm Width: 17mm	Length.: 80mm Width: 25mm	Length.: 80mm Width: 29mm	Length.: 80mm Width: 25mm	Length.: 80mm Width: 13mm	Length.: 80mm Width: 18mm
Weight per unit	34g	50g	74g	66g	11g	13g
Colour range	Blue, Purple	Black	Red	Blue	Metallic Grey, Purple, Pink, Blue	Burgundy
GMDN Code	10098					
Material	Anodised aluminium (body), Silicon (O-ring), Stainless steel (keyring and spring).				ABS Plastic (body), Silicon (O-ring), Stainless steel (keyring and spring).	
Latex	No					
DEHP	No					
Sterile	No, but autoclavable to 130°				Not autoclavable	
Re-usable	Multi-use. O-ring can be replaced if lost or broken.					
Regulatory	USA FDA listed					

\* Compatibility depends on the ampoule's geometry and the diameter of the ampoule lid.  
Ampoule of the same size can have a different geometry and ampoule lid diameter. The ampoule size in ml is only used as a guide.

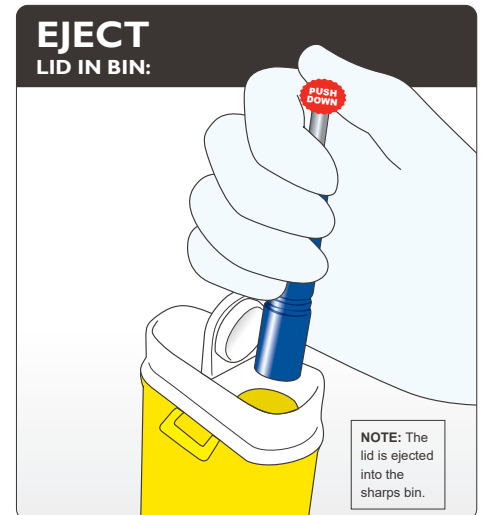
## How to Use SnapIT



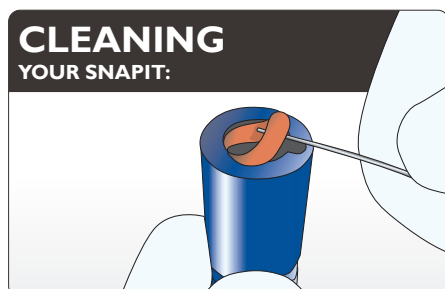
1. Align the dots if present. Gently insert all of the ampoule lid into the SnapIT. The ampoule lid becomes locked in at the neck.



2. With little effort, lever away from the dot to snap off the lid. The lid should remain held in the SnapIT.



3. Carefully aim over a sharps bin and eject the lid by pushing down on the rod with your thumb.



4. Clean your SnapIT regularly. Remove O-ring as shown to disassemble the parts and clean with water or hospital grade cleaner. Do this in a clean dish to avoid loss of parts. Dry completely then re-assemble.

**NOTE:** If the ampoule lid breaks, tap the SnapIT over a sharps bin to remove excess glass pieces then rinse under running water before disassembling.

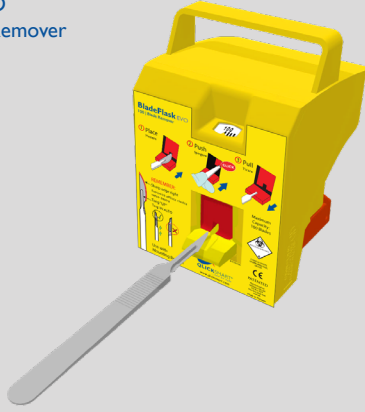
**SIZES:**

If the ampoule lid is too big, it will not fit through the entrance. Use a larger SnapIT.

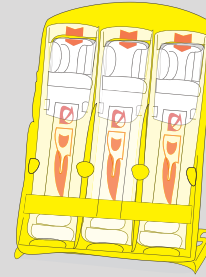
If the ampoule is too small, the SnapIT will not hold the top securely. Use a smaller SnapIT.

# Other Qlicksmart Products

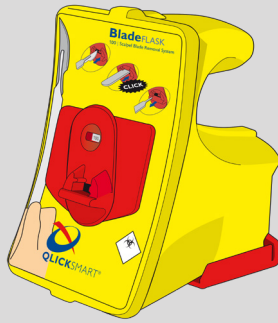
BladeFlask EVO  
Scalpel Blade Remover



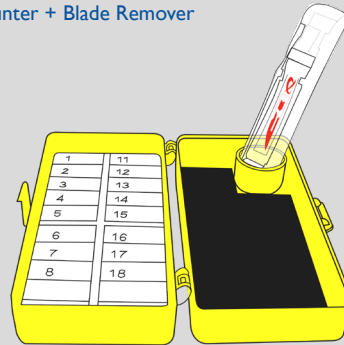
BladeCASSETTE Sterile  
Scalpel Blade Remover



BladeFLASK Scalpel  
Blade Remover



BladeNeedleSYSTEM Sterile 2-in-1  
Needle Counter + Blade Remover



CheckCLIP Medication Identification



# About Qlicksmart

Qlicksmart Pty Ltd is committed to making healthcare professional's lives easier and safer, so that they can focus on patient care. Established in 1999 by two Australian physicians to combat scalpel cuts in hospitals, our award-winning safety devices are now being used in over 50 countries worldwide. Qlicksmart works with innovators from the healthcare sector to deliver solutions which target the overlooked concerns of nurses, surgeons, and healthcare facilities. To learn more about Qlicksmart's safety devices, please visit [www.qlicksmart.com](http://www.qlicksmart.com) or ask your distributor for a demonstration today.

## Qlicksmart Pty Ltd.



Level 1, 148 Boundary Street  
West End, Brisbane  
QLD, Australia 4101



+61 7 3844 1182



hello@qlicksmart.com  
www.qlicksmart.com



search "qlicksmart"  
and stay connected



Scan the QR  
Code to learn  
more about the  
Qlicksmart SnapIT.



Distributed by: