



BladesINGLE

One | Blade Remover



Work Safe

Play Safe Tomorrow.

▲ The forgotten sharps injury

Scalpel injuries are 200 times more likely to occur than needlestick injuries. They are particularly common in surgical settings. Regrettably, many users and clinical administrators have underestimated the likelihood of these injuries.

Scalpel cuts can happen to anyone, including you, no matter how experienced you are in handling scalpels. These cuts can result in infections, blood-borne diseases and psychological distress. Other serious injuries could require microsurgery to repair digital arteries, nerves and tendons.

Many such scalpel injuries can easily be prevented using the Qlicksmart BladeSINGLE, the world's pioneering single-handed blade remover.



▲ The world's pioneering single-handed blade remover



The BladeSINGLE is perfect for smaller surgical procedures, removes a single surgical blade for an accurate count and efficient disposal.



The BladeSINGLE is simple to use with a quick "push, click, and pull" action to remove and contain used scalpel blades.



This easy-to-use solution provides a lower cost alternative to safety scalpels.



Used together with a hands-free passing technique, the BladeSINGLE can prevent up to 5 times more injuries than a safety scalpel.



The BladeSINGLE allows surgeons to maintain their preferences for the standard metal handles.



It has already been embraced by healthcare workers around the world for its unique dual function, cost-saving and ease of inclusion into custom procedure packs.

***Workplace safety is the right of all healthcare workers, and the responsibility of all employers.
Use the Qlicksmart BladeSINGLE and be safe.***

Specifications

Product code	QSBS01	
GMDN code	46236	
Blade capacity	1 blade - Each BladeSINGLE cartridge removes 1 (one) blade.	
Compatible Blades & Handles*	Handles: #3, 3L, 4, 4L, 5, 7, 9, baron, cylindrical. Blades: #10, 10a, 11, 11P, 12, 14, 15, 15a, 15c, 16, 19, 20, 21, 22, 22a, 23, 24, 25, 25a, 27, 36, 6, 9, E11, Sabre D/15.	
Incompatible Blades & Handles	Beaver handle, Disposable handles	
Size (per unit)	Folded: Length 9.3cm Width 2.2cm Thickness 0.9cm	Standing: Length 7.3cm Width 2.2cm Height 9.3cm
Weight (per unit)	< 10g	

Material	Polypropylene (PP)
Latex	No
DEHP	No
Sterile	Yes
Sterilisation method	Gamma radiation or ETO
Re-usable	No
Disposal method	After the blade count has been performed, the whole BladeSINGLE is disposed of as medical waste in a sharps container.
Regulatory approvals	Australia - Listed under TGA ARTG NO: 134623 USA - FDA listed Europe - Class I Sterile medical device under Council Directive 93/42/EEC and CE marked

* Most brands will work with Quicksmart BladeSINGLE.

How to use BladeSINGLE

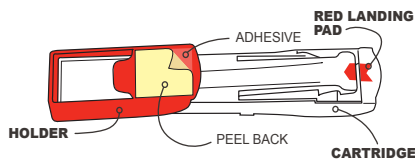
BladeSINGLE

One | Blade Remover

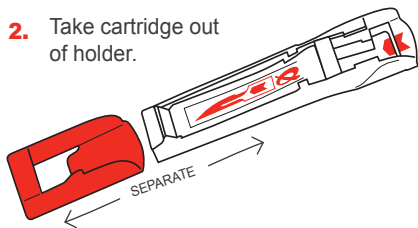
PREPARE

USING TWO HANDS:

1. Peel to reveal adhesive.



2. Take cartridge out of holder.



3. Fasten holder to drape or flat surface.



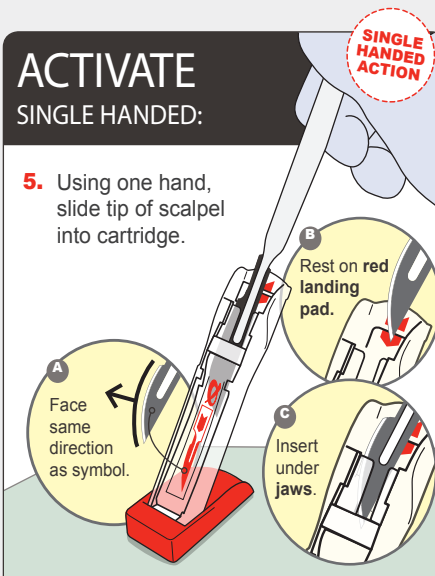
4. Stand in holder.



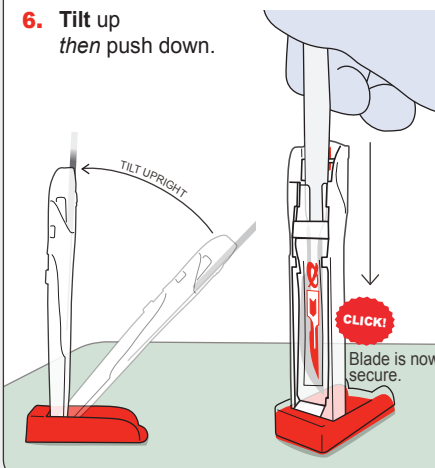
ACTIVATE

SINGLE HANDED:

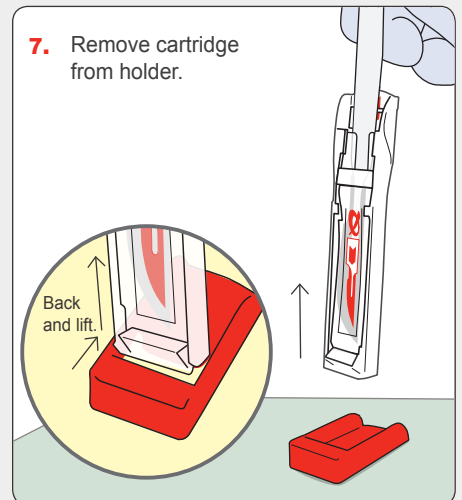
5. Using one hand, slide tip of scalpel into cartridge.



6. Tilt up then push down.



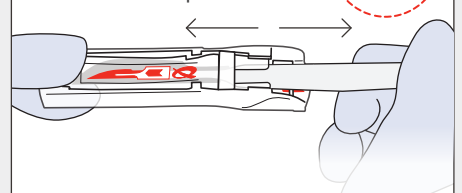
7. Remove cartridge from holder.



SAFE

TO USE TWO HANDS:

8. Pull out scalpel handle.



9. Ready for counting and later disposal in sharps bin.



Qlicksmart Pty. Ltd.



Level 1, 148 Boundary Street,
West End, Brisbane,
QLD 4101, Australia



+61-7-3844-1182



+61-7-3844-1183



www.qlicksmart.com



hello@qlicksmart.com

Distributed by:

Stay Connected

