

SnapIT[®] Lite

Multi Use | Ampoule Opener

The award-winning
ampoule opener
designed to
protect users
from ampoule
cuts.



www.clicksmart.com

 **CLICKSMART[®]**
... and be safe

The underestimated cut injury from glass ampoules

One in three healthcare workers has experienced a cut when opening a glass ampoule by hand. Regrettably, many users and clinical administrators have underestimated the likelihood of these injuries.

Cuts from glass ampoules can happen to anyone, including you, no matter how experienced you are in opening ampoules. Even a minor ampoule cut can restrict your clinical activities. More serious injuries such as tendon lacerations have been reported.

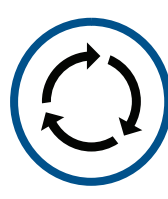
Repeated personal injuries whilst opening ampoules, led an Australian registered nurse to invent the award-winning **Qlicksmart SnapIT ampoule opener**.



SnapIT is designed to protect users from injury when an ampoule exposes a sharp edge or shatters while being opened.



The ampoule openers are simple to use with a quick "insert and snap" action.



Being reusable, SnapIT is a cost-effective solution to open glass ampoules.



The ampoule opener has won multiple awards, which demonstrate its practicality and effectiveness in reducing glass ampoule injuries.

A hexagonal anti-roll collar ensures the SnapIT Lite ampoule opener remains stable when placed on a table or trolley.



SnapIT Lite is designed to allow for customization with your institution's name and logo, which is a great way to show your staff that their safety is important to you.

SnapIT Lite ampoule openers are made from sturdy, lightweight plastic.

SnapIT Lite is perfect for hanging on a lanyard or carrying in a pocket for easy, on-the-go use.

SnapIT[®] Lite

Multi Use | Ampoule Opener



QLICKSMART[®]
...and be safe

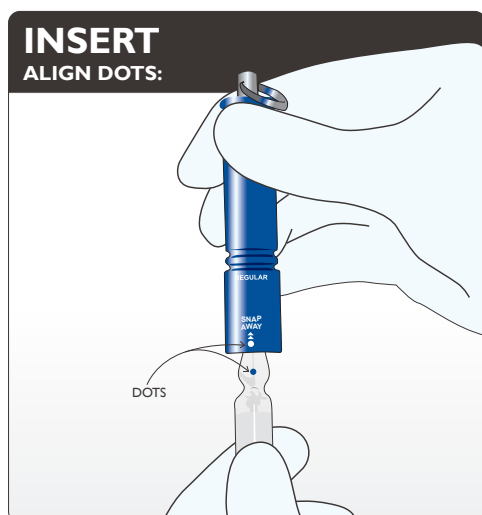
Specifications

Product Edition	Lite	
Product Code	SN-02R	SN-02L
Product Size	Regular	Large
Compatible Ampoule Sizes*	1-2ml, 5-10ml, 10-15ml	5-10ml, 10-15ml, 20-25ml
Size per unit	Length: 80mm Width: 13mm	Length: 80mm Width: 18mm
Weight per unit	11g	13g
Colour range	Grey, Purple, Pink, Blue	Burgundy
GMDN code	I0098	
Material	Plastic (body), Silicon (O-ring), Stainless steel (keyring and spring)	
Latex	No	
DEHP	No	
Sterile	No, not autoclavable	
Re-usable	Multi-use, O-ring can be replaced if lost or broken.	
Regulatory	USA FDA Listed	

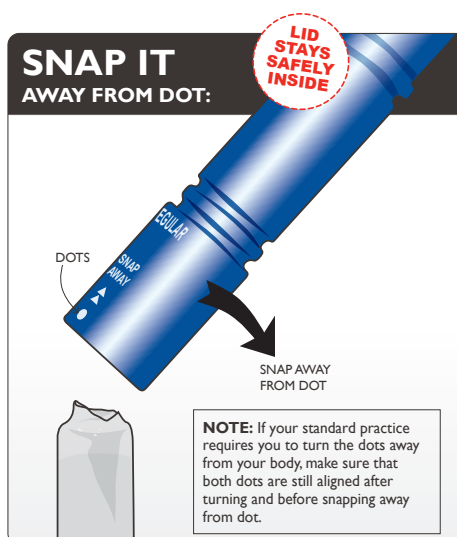
*Compatibility depends on the ampoule's geometry and the diameter of the ampoule lid.

Ampoule of the same size can have a different geometry and ampoule lid diameter. The ampoule size in ml is only used as a guideline.

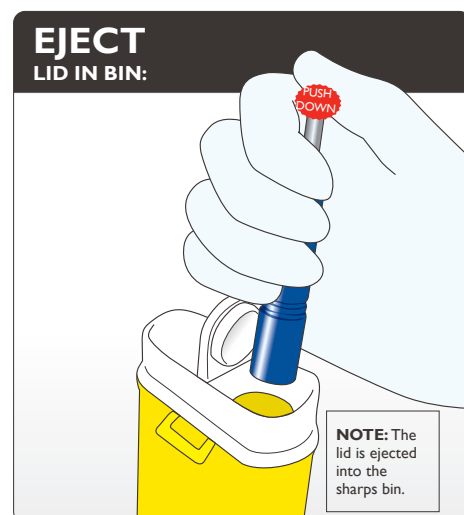
How to Use



1. Align the dots if present. Gently insert all of the ampoule lid into the SnapIT. The ampoule lid becomes locked in at the neck.



2. With little effort, lever away from the dot to snap off the lid. The lid should remain held in the SnapIT.



3. Carefully aim over a sharps bin and eject the lid by pushing down on the rod with your thumb.



4. Clean your SnapIT regularly. Remove O-ring as shown to disassemble the parts and clean with water or hospital grade cleaner. Do this in a clean dish to avoid loss of parts. Dry completely then re-assemble.

NOTE: If the ampoule lid breaks, tap the SnapIT over a sharps bin to remove excess glass pieces then rinse under running water before disassembling.

SIZES:

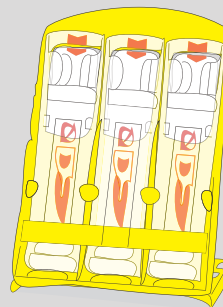
If the ampoule lid is too big, it will not fit through the entrance. Use a larger SnapIT. If the ampoule is too small, the SnapIT will not hold the top securely. Use a smaller SnapIT.

Other Qlicksmart Products

BladeFLASK Scalpel
Blade Remover



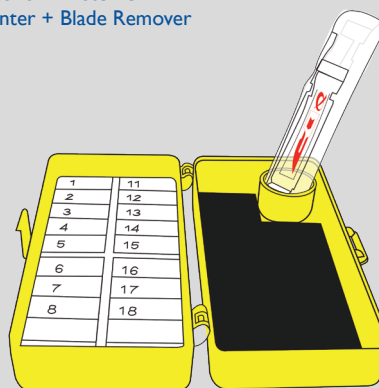
BladeCASSETTE Sterile
Scalpel Blade Remover



BladeFlask EVO Scalpel Blade Remover



BladeNeedleSYSTEM Sterile 2-in-1
Needle Counter + Blade Remover



CheckCLIP Medication Identification



About Qlicksmart

Qlicksmart Pty Ltd is committed to making healthcare professional's lives easier and safer, so that they can focus on patient care. Established in 1999 by two Australian physicians to combat scalpel cuts in hospitals, our award-winning safety devices are now being used in over 50 countries worldwide. Qlicksmart works with innovators from the healthcare sector to deliver solutions which target the overlooked concerns of nurses, surgeons, and healthcare facilities. To learn more about Qlicksmart's safety devices, please visit www.qlicksmart.com or ask your distributor for a demonstration today.

Qlicksmart Pty Ltd.



Level 1, 148 Boundary Street
West End, Brisbane
QLD, Australia 4101



+61 7 3844 1182



hello@qlicksmart.com
www.qlicksmart.com



search "qlicksmart"
and stay connected



Distributed by: