



**QLICKSMART®**  
**CheckCLIP**  
Single-Use | Medication ID



Work Safe Today,

Play Safe Tomorrow.

## ▲ The medication errors and near-misses

---

Medication errors have been identified as one of the top patient safety issues in the healthcare industry globally. Research shows that syringe swap is one of the most frequent contributing factors to medication error. Such errors can harm or even kill patients with subsequent serious long-lasting psychological damage to the treating clinicians. Hospitals suffer financial consequences and even more crippling damage to their reputation.

First hand exposure to these errors and near-misses inspired three Australian paramedics to invent the Qlicksmart CheckCLIP.

## ▲ Use CheckCLIP to address medication errors

---



This potentially life-saving device allows clinicians to draw up the drug with both the syringe and ampoule remaining in their hands at all time. This reduces the risk of both syringe swap and ampoule swap errors.



The CheckCLIP is simple and quick to use, enabling a clear visual cross-checking of the medication details without obstructing the incremental dosage markings on the syringe.



This improves the tracking and identification of medications, and assists in compliance with the Five Rights of medication administration.



Healthcare workers around the world have already embraced this highly-effective and cost-savings safety solutions.

***Accurate drug administration is the responsibility of all healthcare workers.  
Providing the means to do this is the responsibility of hospital management.  
Look to Qlicksmart's CheckCLIP to assist you in addressing your medication error concern.***

# Specifications

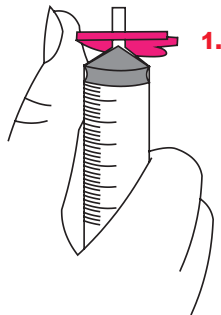
Product edition	For Ampoule	For Vial
Product code	QSCCGEN	QSCCVIAL
Compatible syringe sizes	1-20ml luer and luer lock (majority)*	
Compatible ampoule / vial sizes	Glass and plastic ampoules 1-10ml (majority)**	Vials with diameter of up to 28mm*** (The sum of the syringe radius and vial radius must be less than 23mm)
Size (per unit)	Length 3.7cm Width 2cm Height 2.5cm	Length 4.2cm Width 2cm Height 1.8cm
Weight (per unit)	Approximately 1g	Approximately 1g
GMDN code	46240	

\* Compatibility depends on geometry and diameter of the syringe  
 \*\* Exceptions include ampoules 25ml or larger  
 \*\*\* Compatibility depends on the geometry and diameter of the vial

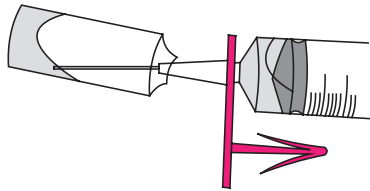
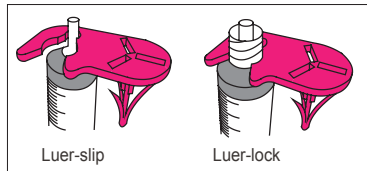
Material	Polypropylene (PP)
Latex	No
DEHP	No
Sterile	No
Re-usable	No. Each unit attaches 1 ampoule or vial onto a syringe.
Disposal method	Once medication has been administered and drug identification is no longer required, the whole syringe unit (with CheckCLIP and ampoule or vial attached) is disposed of as medical waste in a sharps container.
Regulatory approvals	Australia - Listed under TGA ARTG NO: 134522 USA - FDA listed

## How to use CheckCLIP

### CheckCLIP FOR AMPOULE

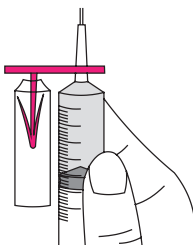
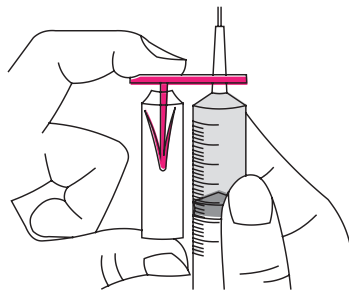


**1.** Face barb down and push CheckCLIP on to syringe using your thumb.



**2.** Snap open the ampoule and draw up the drug solution with both the ampoule and syringe in your hands.

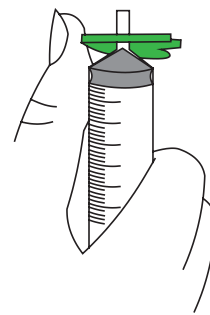
**3.** Push ampoule up onto CheckCLIP.



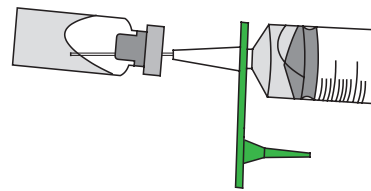
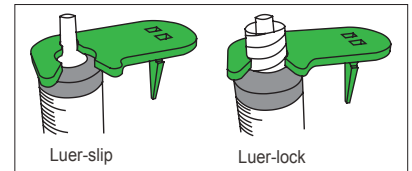
**4.** Double check the accuracy before injecting.

### CheckCLIP Single-Use | Medication ID

### CheckCLIP FOR VIAL

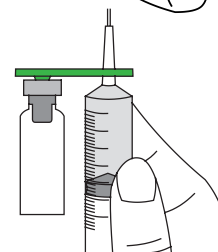
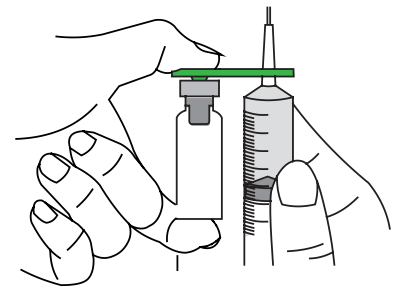


**1.** Face barb down and push CheckCLIP on to syringe using your thumb.



**2.** Open the vial and draw up the drug solution with both the vial and syringe in your hands.

**3.** Push vial up onto CheckCLIP.



**4.** Double check the accuracy before injecting.

## Qlicksmart Pty. Ltd.



Level 1, 148 Boundary Street,  
West End, Brisbane,  
QLD 4101, Australia



+61-7-3844-1182



+61-7-3844-1183



[www.qlicksmart.com](http://www.qlicksmart.com)



[hello@qlicksmart.com](mailto:hello@qlicksmart.com)

Distributed by:



Stay Connected

